



Stoneacre
Properties



Templegate Crescent, Leeds, LS15 0EY
Offers In The Region Of £375,000

Stoneacre Properties are delighted to be able to offer for sale a skilfully extended and therefore larger than average link detached bungalow which can be found in this most popular and sought after residential location. This fine bungalow, which is arranged over one floor only, occupies a bold plot with an impressive frontage and gardens to all sides. The accommodation comprises of an entrance hall, reception room which is ideal for entertaining, a modern kitchen, three double bedrooms and a bathroom. There is also beautiful gardens and a garage with off street parking. If you are looking for a larger than average bungalow, then this property must be viewed as soon as possible. Further details are available upon request.

Entrance Hall

Door to side. central heating radiator. Storage cupboard. Access to loft.

Kitchen



Fitted kitchen with a large range of modern wall and base units with work surfaces over incorporating a sink and drainer units. Integrated washing machine. Space for fridge/freezer. Induction hob, electric oven and built in microwave. To the front and side is a double glazed window.

Lounge



To the front is a double glazed window. Central heating radiator.

Dining Area

Central heating radiator. French doors leading out to the side.

Bedroom One



French doors leading out to the rear. Double glazed window to front. Two central heating radiators.

Bedroom Two



To the rear is a double glazed window. Central heating radiator. Built in storage cupboard.

Bedroom Three



To the rear is a double glazed window. Central heating radiator.

Bathroom



Fitted with a modern suite comprising: bath with shower over, wash hand basin and wc. In addition there is part tiling, electric heated towel rail and a double glazed window to side.

External

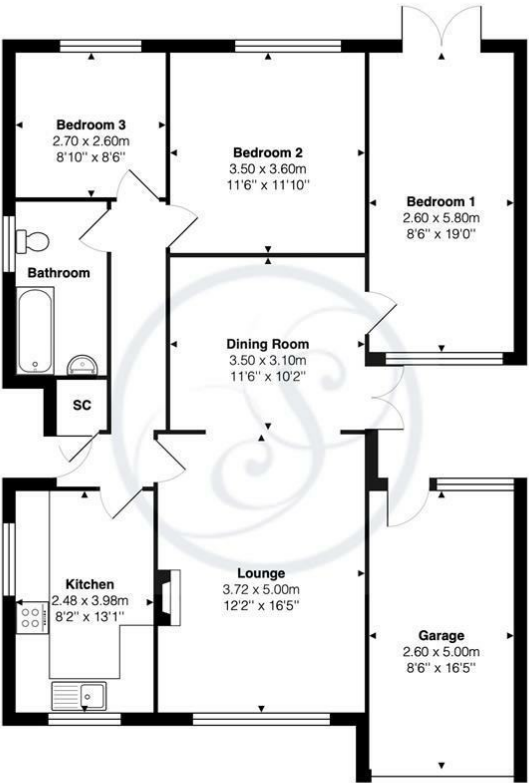


The property is set on a beautiful plot and has well maintained gardens that are mainly laid to lawn.

Garage

Power and light.

Floor Plan

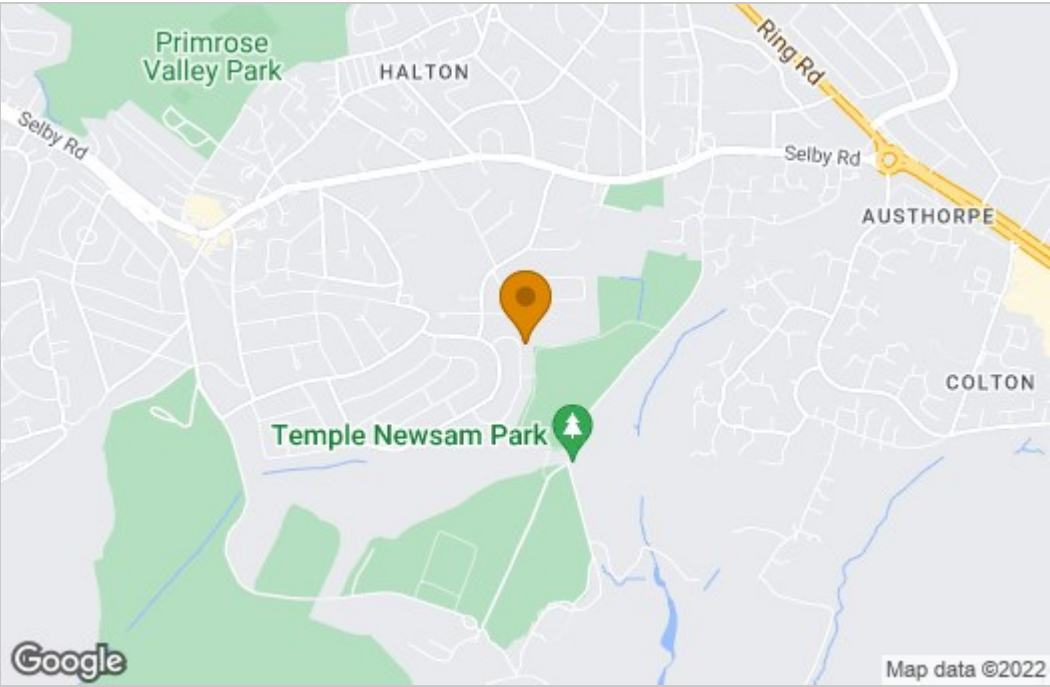


Templegate Crescent, Halton, LS15 0EY

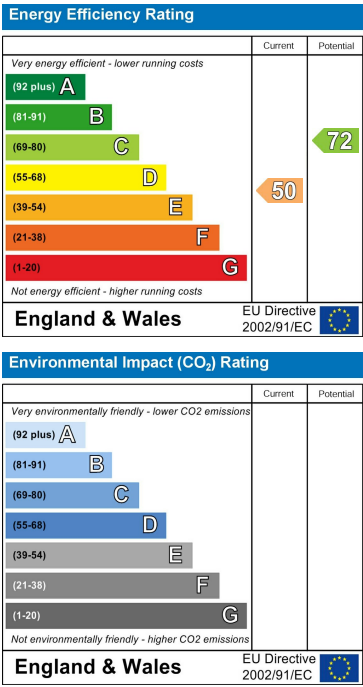
Total Area: 100.7 m² ... 1084 ft²

Whilst every attempt has been made to ensure the accuracy of the floor plan, measurements of doors, windows and rooms and any other items are approximate and no responsibility is taken for any error, omissions or mis-statement. The plan is for illustrative purposes only and should be used as such.

Area Map



Energy Efficiency Graph



These particulars, whilst believed to be accurate are set out as a general outline only for guidance and do not constitute any part of an offer or contract. Intending purchasers should not rely on them as statements of representation of fact, but must satisfy themselves by inspection or otherwise as to their accuracy. No person in this firm's employment has the authority to make or give any representation or warranty in respect of the property.